

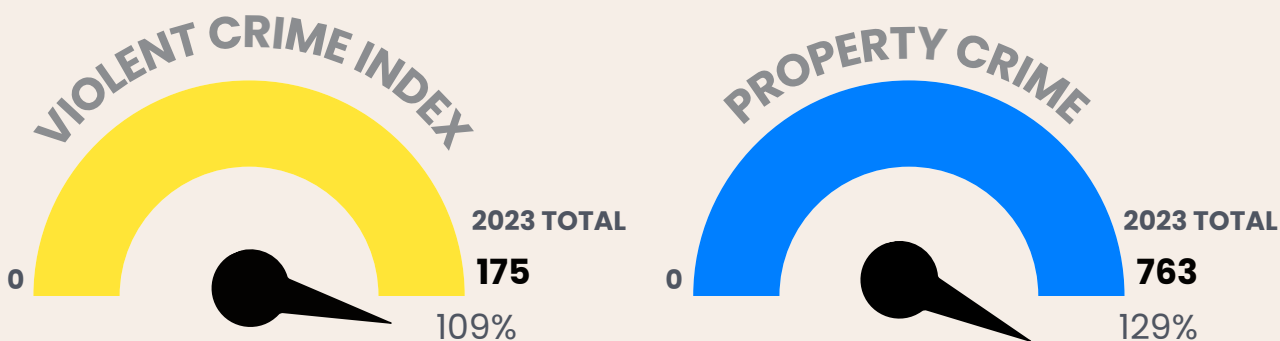
2024



# 4th Quarter Crime Overview

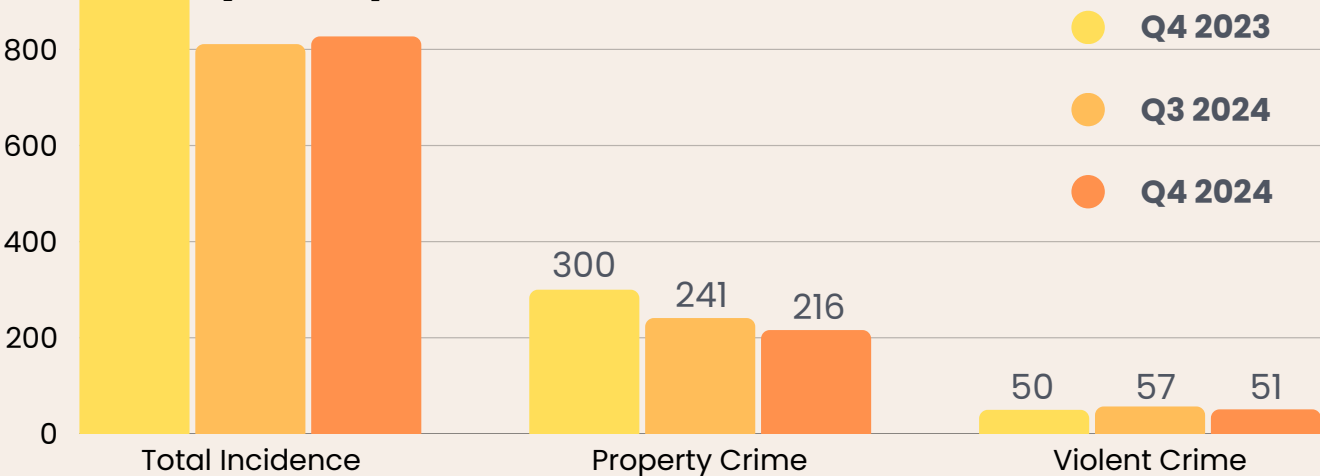
This report provides an overview of the crime stats issued monthly. Report based on National Incident Based Reporting System (NIBRS) standards for compiling Uniform Crime Reporting (UCR) summary statistics.

## Quarterly Crime as a % of 2023 Total

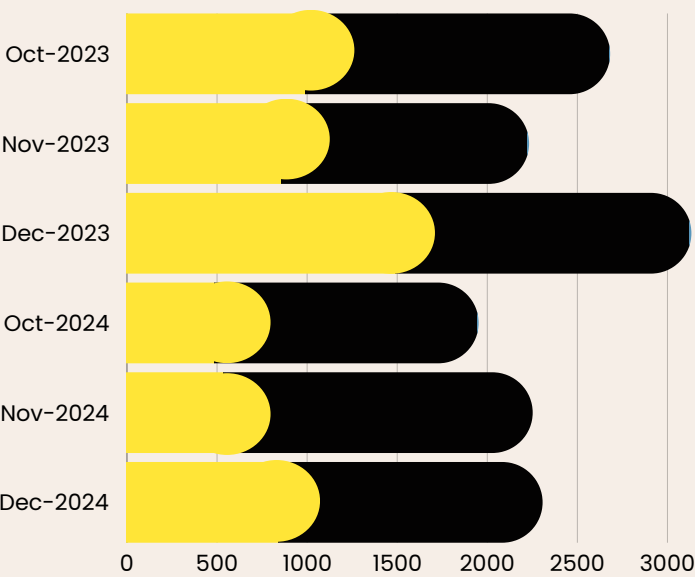


Show the percentage of 2024 TOTAL over the total incidence for 2023

## Quarterly Comparison



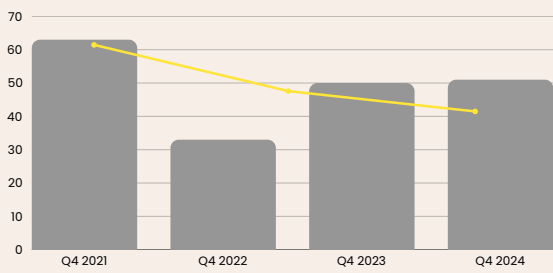

## Check Calls for Service



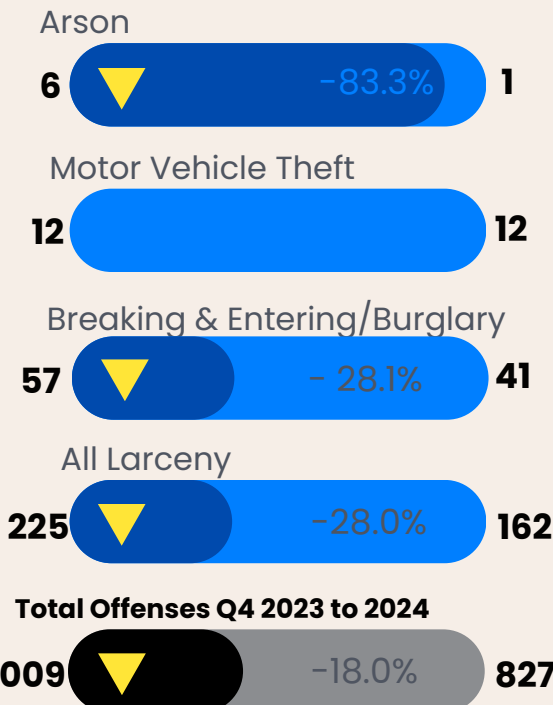
Community engagement: Community engagement gap being filled via deployment of strategic plan.

TRAFFIC STOPS

## Changing Patterns



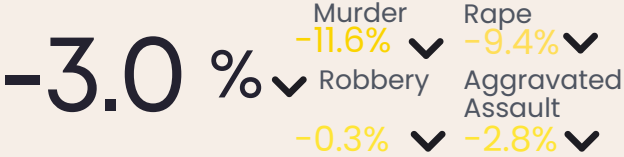
### Property Crime



## Current Crime Trends



### U.S. Violent Crime Trends



### N.C. Violent Crime Trends



### Kinston PD Overall

COMPARED TO Q4 2023

+3.8%

Police Presence is strong and improving.  
Community Engagement remains high.  
Halting over correction in all Codes. Need to work on reporting

In a multiple-offense situation, the hierarchy rule is applied [i.e. the offense that is highest on the hierarchy list is scored and that offense is involved, not the other offense(s)]  
\*Subject to change at any time as cases update  
Outputted and collated from flex.co.lenoir.nc.us  
Verified using <https://www.ncsbi.gov/Services/SBI-Statistics/Crime-Statistics/NIBRS-Agency-Reports/PROD/Agency-Summary-Offenses-By-Year>